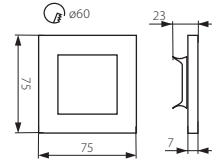




SOLA LED



APUS LED

SOLA LED

APUS LED



- ▶ obudowa: stal nierdzewna szczotkowana/ tworzywo sztuczne
- ▶ housing: brushed stainless steel/ plastic

Kanlux	Kanlux	Tc [K]	lm	g
SOLA LED WW	23100	3000	13	66
SOLA LED CW	23101	6500	15	66
APUS LED WW	23106	3000	13	84
APUS LED CW	23107	6500	15	84



do prawidłowego działania wymagany jest zasilacz elektroniczny LED, np. DRIFT, DAZI lub TRETO dostępny w ofercie Kanlux for the proper functioning an electronic transformer for LED, e.g. DRIFT, DAZI or TRETO available in the Kanlux product range